

Operation Instruction

M-501HQ Wireless Metal Touchless Switch

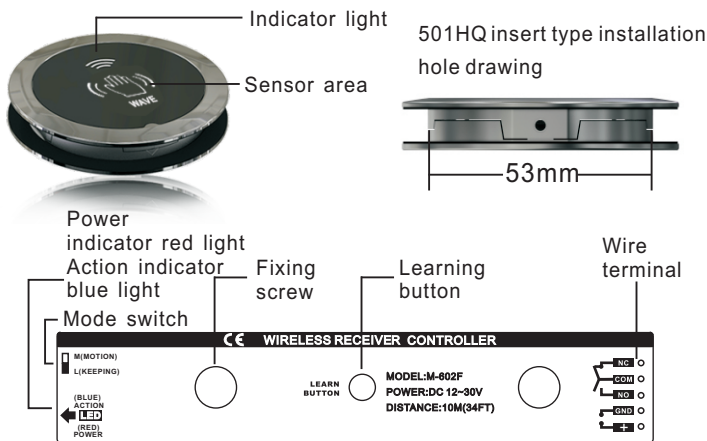
Make your choice



1 Safety Instruction

! Thanks for your purchasing, please refer to the following before using.

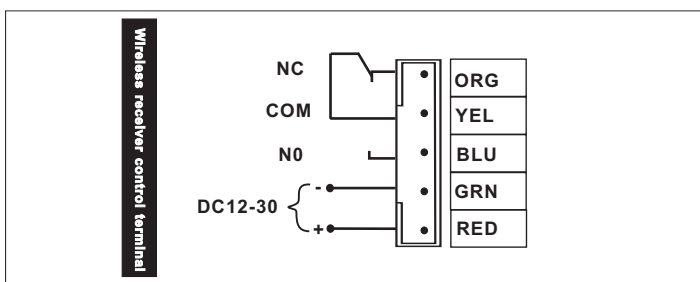
2 Product Over-view



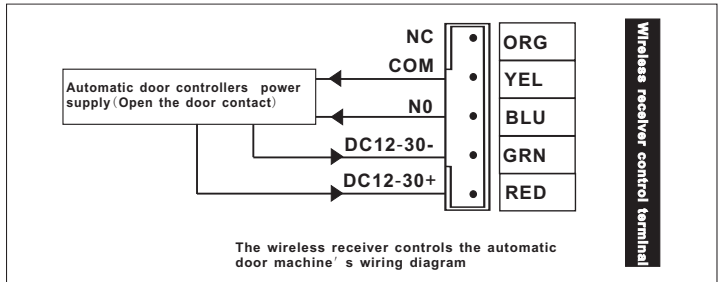
3 Over-all Characteristic

- Round panel, wireless design, installation without wiring, more flexible installation.
- Metal material, exquisite and small, sensing or gently touch can open the door.
- Adopt 2.4G wireless communication technology, good frequency consistency, high wireless transmission reception stability.
- The transmitter adopts low-power transmission technology, with long range, low power consumption and long battery life.
- The receiver adopts self-learning code, which is convenient for customers to add hand switch at any time.
- Receiver adopts wide voltage input design, 12-30V AC/DC power input are valid.
- Both embedded concealed and unfold install design, can be embedded in glass installation, and waterproof design.

4 Definition of Input and Output

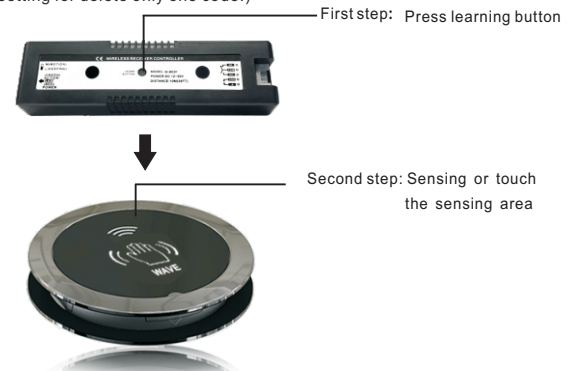


5 Wireless receiver control terminal



6 Matching Method

- This product is self-learning code. Before using it, the transmitter code must be learned into the controller. The controller can learn up to 20 transmitters.
- Learning method: Press the receiver's learning button, the indicator light changes as blue, entering into learning status. Then, sensing or touch the transmitter, the blue light of receiver flashes two times, it means learning successful. The receiver will return back as stand-by status after 5 seconds.
- Delete method: Press learning button for 5 seconds, blue light shining 5 times, all codes are deleted. (There is no setting for delete only one code.)



Attention: Since the system has learned the current sensing touch environment when the battery is installed, when fixing it to the wall, it may appear to be in the sensing status. Don't sensing or touch the panel at this time, after 16 seconds the system will re-learn the touch environment.

7 Output status selection

- M** If the status selection switch is turned to the M position, it is the output of inching. Every sensing or touch of the switch will output the door opening signal of about 1.5s. Most of the receivers used with the manual switch choose this position.
- L** If the state selection is turned to the L position, it is a hold-type output, the output signal is kept. Each sensing or touch of the manual switch, the output state will flip and change once time.

8 Technical Parameter

Power supply (Wireless receiver) :	DC12~30V
Static current:	30mA (DC12V)
Action current:	74mA (DC12V)
Main contact capacity(Wireless receiver):	1A 24VDC
Contact suction holding time (Wireless receiver):	1.5Seconds
Power supply (Transmitter):	3V (2pcs 3V battery payallel)
Standby current(Transmitter):	≤10μA
Emission current (Transmitter):	12.55mA
Touchless sensing distance:	18cm
Life of battery(Transmitter):	Average press 200time per day, can last 300 days.
Receiver sensitivity:	-95dbm
Emission distance:	Over 30 meters in no obstacles area
Product size (Transmitter):	64mm (L) ×12.4mm (W)
Product size (Receiver):	110mm (L) ×30mm (W) ×15mm (H)